

MARK

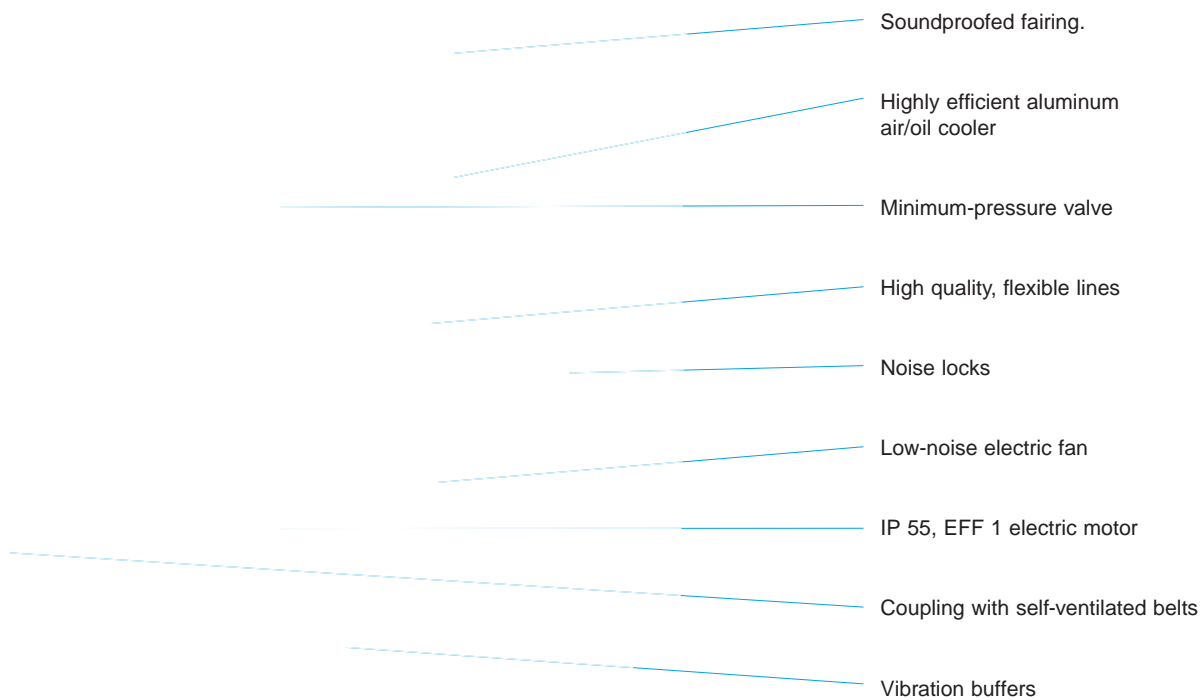


ROTARY SCREW COMPRESSOR
MSD 55 - 75 - 90 kW

TECHNOLOGY YOU CAN TRUST

The MSD Rotary Compressor

is the fruit of decades of experience in the design and construction of rotary screw compressors.



- Electrical panel with control card
- Dry intake filter
- Oil filter
- Oil tank
- Intake regulator
- Highly efficient, low speed rotary screw compressor
- Solid metal base with handy lifting points




Reliable and functional

Ventilation

- Prefilter with a filtering panel ensures maximum protection of internal components, and filters all the machine's intake air;
- high output electric fan with low noise level,
- precise analysis of internal airflows.

These features ensure that all components are efficiently cooled, preventing heat pockets and optimizing operating temperature.

The cooling air flow is conveyed to a single expulsion point so that over 90% of the heat that would otherwise be lost is recovered by simply recycling the cooling air.



Cooling

The compressed air and circulating oil are cooled by an aluminium exchanger with a large exchange surface and high thermal efficiency.

The exchanger's unique design and operation :

- keeps its surface clean for longer,
- prolongs thermal efficiency,
- eases downflow of oil during oil changes,
- and facilitates cleaning.



Easy maintenance

- Large, practical, easily removed panels,
- easily accessible components,
- completely unobstructed sides,
- scheduled maintenance,
- scheduled maintenance,

These features simplify normal control operations and both routine and extraordinary maintenance.

Regulation

ES 3000

The direct-reading ES 3000 electronic regulator makes it possible to:

MANAGE

all running operations,

PERFORM

machine control and regulation,

MONITOR

irregularities,

STOP

the compressor in the event of emergency,

VIEW

the data on the machine's maintenance program,

PROTECT

chosen parameters against interference with a password that bars access by unauthorized staff



Two immediate displays show the machine's operating conditions simply, clearly and understandably.

All commands relating to running, stopping, tests, resetting and scheduling are executed using membrane buttons.

Card control and scheduling are easily performed with four membrane buttons (two for functions and two for scrolling).

LEDs signal any system anomaly.

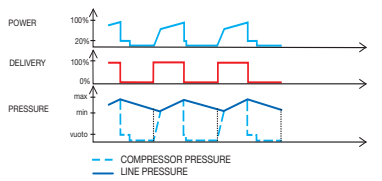
Anomalies are exclusively identified using symbols.

Multicontrol (optional)

Multicontrol is a simple, reliable and flexible way to regulate the MSD series compressors. It controls airflow, empty running time and motor restart, adapting all three to the work cycle. This prevents costly and unnecessary energy waste.

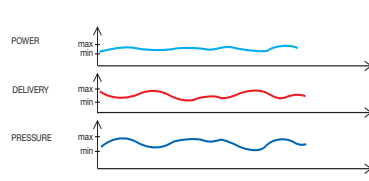


F4 INTELLIGENT ON/OFF



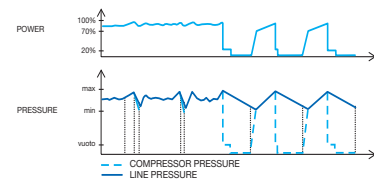
Ideal for low to medium air consumption with long periods of empty running. Saves energy by reducing empty running.

F5 MODULATION



Ideal for air consumption close to the compressor's capacity, with brief periods of empty running. Empty running is minimized by adapting the compressor's flow to the system's requirements.

F6 AUTOMATIC



Ideal for variable consumption, regulation automatically adapted to the F4 and/or F5 systems according to the type of consumption used.

MARK

MSD means QUALITY

Compressor unit



- Pump with asymmetrical rotors of equal diameter assembled on low-wear bearings.


A new design, highly efficient under any operating conditions, with reduced revolutions, low noise level and increased reliability.

- Top-of-the-range electric motor with cast-iron casing, Efficiency 1, Class F, IP55 protection at low temperature.

Design



- Accessible: completely free rear side and ready access simplifies every maintenance operation.
- Ventilation: well-distributed air flows ensure low operating temperature.
- Silent: so little residual noise that the unit can be installed in workplaces.
- Ergonomic: careful arrangement of components facilitates all control and/or maintenance operations.



Performance

Years of experience, exclusive use of high-quality, proven components, efficient production on modern assembly lines. These factors make our compressors increasingly reliable and efficient with reduced specific power and low noise levels.

Ecological

Any energy waste harms the environment. The MSD compressors eliminate this problem.

- Highly efficient pump.
- High-yield electric motor.
- Intelligent ES 3000 on/off function.



- The Multicontrol (optional) adapts compressor flow to the work cycle.
- The Inverter (optional) regulates compressor flow according to users' air requirements.

for a compressor with low specific consumption

